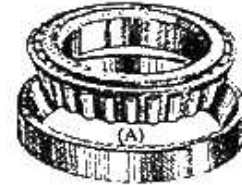



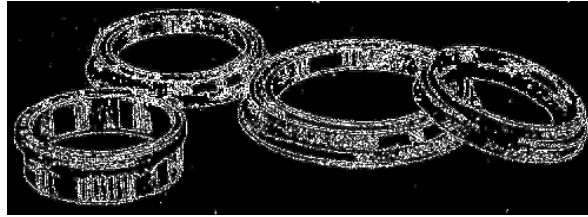
- 5205-2RS** Ball brg., double row sealed both sides
- 5206-2RS** Ball brg., double row sealed both sides
- 6002-2RS** Ball brg., sealed both sides
- 6004-2RS** Ball brg., sealed both sides
- 6005-2 RS** Ball brg., sealed both sides
- 6006-2RS** Ball brg., sealed both sides
- 6007-2RS** Ball brg., sealed both sides
- 6008-2RS** Ball brg., sealed both sides
- 6009-2RS** Ball brg., sealed both sides
- 6011-2RS** Ball brg., sealed both sides
- 6012-2RS** Ball brg., sealed both sides
- 6013-2RS** Ball brg., sealed both sides
- 6201-2RS** Ball brg., sealed both sides
- 6202-2RS** Ball brg., sealed both sides
- 6203-2RS** Ball brg., sealed both sides
- 6203-2RS-16MM** bore Sealed both sides
- 6204-2RS** Ball brg., sealed both sides
- 6204-2RSNR** Ball brg., sealed both sides
w/snap ring Repl. 24121-062044
- 6205-2RS** Ball brg., sealed both sides
- 6205-2RSNR** Ball brg., sealed both sides
w/snap ring Repl. 24121-062054
- 6206-2RS** Ball brg., sealed both sides
- 6206-2RSNR** Ball brg., sealed both sides
w/snap ring Repl. 24121-062064
- 6207-2RS** Ball brg., sealed both sides
- 6208-2RS** Ball brg., sealed both sides
- 6209-2RS** Ball brg., sealed both sides
- 6210-2RS** Ball brg., sealed both sides
- 6210-2RSNR** Ball brg., sealed both sides
w/snap ring 2200, 2500, 2700 outer rear axle
- 6211-2RS** Ball brg., sealed both sides
- 6212-2RS** Ball brg., sealed both sides
- 6302-2RS** Ball brg., sealed both sides
- 6304-2RS** Ball brg., sealed both sides
- 6305-2RS** Ball brg., sealed both sides
- 6306-2RS** Ball brg., sealed both sides
- 6307-2RS** Ball brg., sealed both sides
- 6308-2RS** Ball brg., sealed both sides
- 6312-2RS** Ball brg., sealed both sides
- NJ-207** Cylindrical brg., open both sides
Repl. 24148-002074
- NJ-306E** Cylindrical brg.
Repl. 194465-14140
- NJ-4514** Ball bearing
Repl. 194200-34200

- 30205 Bearing & cup, outer front wheel bearing 3000 (A)
Repl. 194145-11910 & 24142-302050
- 30206 Bearing & cup, front axle stub bearing,
YM1500D – Repl. 24141-302060 (A)
- 32006 Bearing & cup, front axle, 1510D (A)
Repl. 24141-320060
- 32007 Bearing & cup, front axle, 1510D (A)
Front drive shaft – 3110D; Inner fit. wheel 3000
Repl. 24141-320070
- 51105 Brg & cup – spindle, 1100D, 1300D, 1301D, 1401D, 1810, 1820, (A)
3110D, F14, F15 Repl. 24520-511050 (old # 194210-14300)
- NB-1191 Bearing, needle, front axle, YM1500D **green** Repl. 191191-14120 (B)
- NB-1412 Bearing, needle – Repl. 194191-14120 (B)
- NB-1510 Bearing, needle, 1510D front knuckle, lower
Repl. 194441-13880 (C)
- NB-3110 Bearing, needle, front spindle, 3110D, 3810D
Repl. 194321-13860 (B)
- NB-4161 Bearing, needle, 3110D trans. main shaft (C)
Repl. 24161-252917 (old # 194320-25290)
- NB-4162 Brg., needle, PTO cover 1500
Repl. 24162-253320 & 194190-25430 (B)
- NB-4190 Bearing, needle, 1500 transmission – Repl. 24162-182412 (B)
(old # 194190-26170)
- NB-4191 Bearing, needle, front axle, YM1500D **red** – Repl. 194191-14190 (C)
- NB-4210 Brg., needle, front spindle, 1100D, 1300D, 1301D, 1401D (C)
Repl. 194210-14260
- NB-4311 Brg., needle, front axle, 1610D, 1820D, 2000D, (C)
2202D, 2210D, 2310D, 2402D Repl. 194311-13880
- NB-4341 Brg., needle, front spindle 155D, 1401D (C)
Repl. 194341-14260
- NB-4440 Brg., needle, upper spindle, front knuckle, 1510D (C)
Repl. 194440-25290
- NB-4441 Brg., needle, lower spindle (**flat bearing**), 1510D
Repl. 194441-13900





OEM part no.	Order number	Application
24421-173007	14x30x7TC	Seal FX26, FX28
24421-142507 / 194320-41160	14x25x7TC	Seal, hyd. pump shaft
194210-13841	100x120x12VTF	1300D, 1301D front knuckle seal
194191-13632	105x135x14TC	1500D GREEN front knuckle seal
194151-45810	10x20x7TC	3pt. Valve seal
194191-13130 / 194301-12550	115x140x15TC	1110D, 1500D RED, 1510D front knuckle seal
194311-13760	115x145x13.5TCS	195D, 226D, 240D, 276D, YMG1800D, YMG2000D frt. knuckle seal
194311-13760	115x145x13.5TCS	220D, 1601D, 1610D, 1700D, 1702D, 1720D, 1802D, 1810D, 1820D, 2000D, 2001D, 2002D, 2202D, 2210D, 2220D, 2301D, 2310D, 2402D, 2420D front knuckle seal
194341-13840	135x165x14SC	135D & 155D (new style);165D, 1300D, 1301D,1401D front knuckle seal
24421-203007	20x30x7TC	1110D, 1500D Red top spindle seal
24423-203507 / 194441-13760	20x35x7TC	1510D, 2210D front knuckle seal
24423-203507 / 194200-25240	20x35x7TC	1100, 1300, 1301, 1401 Transmission main shaft seal
24423-203507 / 194441-13760	20x35x7TC	1301D, 1401D, 1500D Green, 1510D pinion seal, frt. axle
194191-13420	22x32x7SC	F14D, F15D, 1500D, 1502D, 1610D, 1700D front axle pivot seal
24423-223508 / 194262-15140	22x35x8TC	1610 power shift pump seal, 1301, 1401, 1502, 1510 strg box seal
194311-13720	25x40x7TC	1610D, 1802D, 1810D, 2000D, 2002D, 2010D, 2210D, 2310D Front axle top knuckle seal
194311-13720	25x40x7TC	195D, 240D, YMG1800D, YMG2000D Top knuckle seal
194341-14340	25x45x8TC	1401D front knuckle seal
194740-55620	26x38x7TC	Steering output shaft seal 1500, 1600, 1700, 1900, 2000, 2200, 2210, 2310, 3000, F17, FX17
194311-13430	30x42x7TC	2210D, 2220D, 2420D, Front axle pivot seal
24421-304508	30x45x8TC	1100D, 1300D, 1301D, 1401D pinion seal, frt. axle
24423-304708 / 1C6081-13470	30x47x8TC	1110D, 1510D pinion, frt. axle, 3110 pwr shift seal
24421-305208	30x52x8TC	220D, 250D, 1502D, 1601D, 1610D, 2220D, 2310D, 2420D drop box seal, RC1200 Gear box input shaft seal
24421-325208 / 194191-13860	32x52x8TC	1500D Green front pinion seal
24421-355211	35x52x11TC	1100, 1401, 1600, 1700, 1900, 2000 front spindle seal
24421-355211	35x52x11TC	1300, 1401, 1600, 1700, 1900, 2000, YM195, 240 front wheel hub seal
194420-24340	35x55x8 TC	1610 stub axle seal
24421-355511	35x55x11TC	195, 240, 1700, 1600, 1900, 2000, 2210 pto seal
195100-14251	S-14251	RS1200, RS1300 tiller seal
194197-24370	38x50x8TC	PTO seal F16, F17, F18, 187, 1602
24421-385508 / 194990-52600	38x55x8TC	186, 220, 250, 1610, 1601, 1702, 1720 PTO seal
24421-385511	38x55x11TC	?
194151-39360	38x58x11TC	1500 PTO seal, 1700, 2000 stub axle seal
195040-13320	SC-1500	186, 226, 1500, 1502, 1602, F18, FX18 PTO seal collar
24421-386209	38x62x9TC	1500 green front knuckle seal
24421-405508 / 194191-13681	40x55x8TC	1110, 1510 PTO seal, 1110D stub axle seal
24421-405508 / 194321-28120	40x55x8TC	276D, 1610D, 2001D, 2210D, 2310D 4wd shaft front seal
194158-13790	AS-6831	195D, 1601D, 1610D, 1700D, 1702D, 1720D stub axle seal
24423-406212 / 1A1040-28810	40x62x12TC	1100D, 1300D, 1301D, 1401D 1510D front stub axle seal
194210-14400	AC-4210	165D, 1100D, 1300D, 1301D, 1401D stub axle seal collar
24421-406208 / 195140-13660	40x62x8TC	135, 155, 165, 1100, 1300, 1301, 1401, F14, F15 pto seal



OEM part no.	Order number	Application
24421-406208	40x62x8TC	1110 Rear axle housing seal, 1510 stub axle seal
194130-26350	42x60x9TC	276, 330, 336, YMG1800, 1802, 1810, 1820, YMG2000, 2002, 2010, 2020, 2202, 2220, 2310, 2402, 2420, 2500, 2620, 2700, 3000, 2820, F20, F22, F24, FX24 PTO seal
194130-33461	42x80x9TC	2200, 2500 stub axle seal
194447-13640	AC-1364	Frt. axle collar 186D, 187D, 1502D, 1602D
194447-13650	44x57x11.5TC	Seal, front axle 186D, 187D, 1502D, 1602D, F13, F14
24423-456209	45x62x9TC	1500D lower side seal (stub axle)
194191-14660	SC-1466	1500D stub axle seal collar
194200-34412	AS-1300	1100, 1300, 1301, 1401, 1602, F14, F15, YM135, 155 rear axle seal
24421-457212 / 194190-32370	45x72x12TC 48x72x8TC	1500 brake shaft or stub axle seal Replacement RS1400 seal
194313-13790	50x68x12.5	YMG1800D, 1802D, 1810D, 1820D, YMG2000D, 2002D, 2202D, 2210D, 2310D, 2402D, 276D front side knuckle 1601, 1610, F17, F20 rear axle seal & collar
194440-32660	AS-1610	1500, 1600, 1700, 1900, 2000 rear outer seal collar
194150-34360	AC-4150	1110, 1500, 1600, 1700, 1900, 2000 rear axle outer seal
24421-557509 / 194150-34370	55x75x9TC	2210 Stub axle seal, 1100 rear axle seal
194200-34411 / 194310-33450	50x70x10TC	2610, 3000, 3110, 3810 Brake Stub Axle Seal
194145-32660	55x78x12TC	F20, 1502, 1510, 1602, 1610, 1702, 1720, 1802, 1810, 1820, 2002, YMG1800, YMG2000 outer rear axle seal
194447-14140	AS-4447	F20, 1502, 1510, 1602, 1610, 1702, 1720, 1802, 1810, 1820, 2002, YMG1800, YMG2000 outer rear axle collar
194447-14180	AC-4447	140D, 147D, 186D, 1502D, F15D, F16D, F17D, F18D Front Stub Axle Seal
194447-14140	AS-4447	140D, 147D, 186D, 1502D, F15D, F16D, F17D, F18D Front Stub Axle Collar
194447-14180	AC-4447	2200, 2500, 2610, 2700 rear axle seal w/ metal flange
194130-34350	AS-2200	2500, 2610 rear axle seal
194134-32800	58x80x12TC	2200, 2500, 2610, 2700 rear axle collar
194130-34360	AC-4130	2610D, 3110D, 3810D, 4300D old style dust seal
194321-13930	60x75x6VC	2610D, 3110D, 3810D, 4300D old style seal
24421-607509	60x75x9TC	2210 rear axle seal collar
194310-34170	AS-3417	2210 rear axle dust seal
24430-608206	60x82x6VC	2210 outer rear axle seal
24421-608209 / 194310-34180	60x82x9TC	2010, 2020, 2202, 2310, 2402 rear axle collar
194312-32670	AC-4312	2020, 2202, 2310, 2402 rear axle seal
194312-32660	62x80x12TC	1500 rear axle inner seal
194190-32421	AS-1500	1500 rear axle inner seal collar
194190-34172	AC-1500	336D w/HD spindle, 2610D front knuckle seal
194274-13920	64x80x13TC	336D, 3110D, 4300D front knuckle side dust seal
24430-658805	65x88x05TC	336D, 3110D, 4300D front knuckle side seal
24423-658812	65x88x12TC	2500, 3000, 3110D, 3220, 3810, 4220, FX32, FX42
194145-34360	SC-4145	2500, 3000, 3110D rear axle seal
24421-750013 / 194145-32730	75x100x13TC	2500, 3000, 3110D rear axle dust seal
24430-750007 / 194145-32740	75x100x7TC	2610D, 3810D, 336D Front Axle Seal Collar
194321-14170	SC-4321	1400, 1400K, 1500B, 1600, 1600FA gear box seal
195081-13770	SS-2423	

O'rings

Replaces	Our #	Description	Japanese Standard #
24321-001000 / 124550-01300	OR-1000	Oring, engine sleeve 1700, 2000, 2210	G100
24311-000110	OR-110	Oring for DBA-4421 drop box arm	P11
24311-000140	OR-112	Oring seal for DP-110 & DP-112	P14
105100-01300 / 124160-01300	OR-1300	Oring, engine sleeve 1500, 2500	
24341-001350	OR-1350	Oring, main brg hsg 276, 2010, 2310	S135
24321-000850	OR-1371	Oring, frt axle hsg to elbow 1610D	G85
24341-000140	OR-140	Oring 240, 1700, YMG1800, 2000	S14
24311-000450	OR-1500	Oring, inner axle collar 1500	P45
24311-000160	OR-160	O-ring, hi-lo shifter 1700, 2000	P16
24321-001900	OR-190	Oring, front hub 2610D	G190
24311-000200	OR-200	Oring, hyd line 1700, 2000	P20
24321-002000	OR-2000	Oring, frt hub 2610D, 3110D, 3810D	G200
24311-000210	OR-210	Oring 1500D, 1610D, 2210D	P21
194151-11860	OR-212	Spindle cover oring 1500, 1700	1A2025
24311-000220	OR-220	Oring 1300D, 1401D	P22
24311-240100	OR-240	Oring, fuel cock shut-off	P10A
24341-000250	OR-250	Oring 1500D Red, 2310D	S25
24321-000300	OR-300	O'ring, stub axle 1500D	G30
24321-000350	OR-350	Oring, brake stub axle collar 2210	G35
24321-000400	OR-400	O'ring, stub axle 2002D, 2310D	G40
24321-000550	OR-4170	Oring, rock shaft 2020, 2220, 2402	G55
121420-01760	OR-420	Oring, oil dip stick 2000, 2210, 3000	
102103-55520	OR-4321	Oring, fuel bowl 1500, 1700, 2000, 2210	
24321-000450	OR-450	Oring, lift F14, F15, 187, 1510	G45
24341-000550	OR-4555	Oring for hyd screen cover F255 FX255	S55
24321-000500	OR-500	Oring, rock shaft 1500, 1610, 1700	G50
24311-000050	OR-50	Oring 1500, 1702, 1720, F18	P5
24341-000530	OR-530	Oring, hyd screen cover F20, F24, F235	S53
24311-000550	OR-550	O'ring, hyd piston 1500, 1700, 2000	P55
24311-570500 / 24315-570500	OR-570	Hyd piston oring 1510	P50A
24321-000600	OR-600	Hyd piston oring 1500	G60
24341-000630 / 194200-43140	OR-630	Oring, pinion hsg 1702D, YMG2000D	S63
24321-000650	OR-650	Oring, rock shaft FX26, FX28; fuel bowl	G65
24321-000700	OR-70	Oring, front axle 2202D, 2402D	G70
24311-000700	OR-700	Hyd. piston oring 3110	P70
24321-000750	OR-750	Oring, axle cap to hsg 2310D	G75
24341-000850 / 194130-24490	OR-850	Oring, 1510D; PTO cover 2500, 3000	S85
24311-000090	OR-90	Oring, hydraulic lift 1401	P9
24341-000160 / 194200-46550	OR-946	Oring, hydraulic lift 1401	S16
24321-000950	OR-950	Oring 1300D Green knuckle	G95